



# FIRE LINE AUTOMATIC 3

BEV Technology® (Burning Ethanol Vapours)

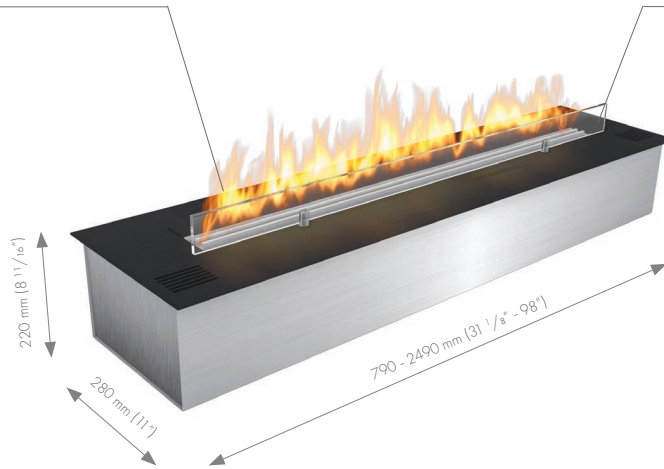
## PROTECTIVE GLASS

## CONTROL OPTIONS



## TOP FINISH

Black powder coating (standard)  
Stainless steel (optional)  
RAL color (optional)



Custom length



6 flame heights



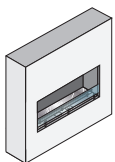
No chimney



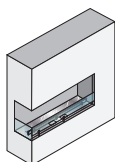
Automatic refueling

## FIRE LINE AUTOMATIC 3

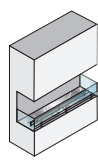
	790 mm   31 1/8"	990 mm   39"	1190 mm   46 7/8"	1490 mm   58 1/16"	1990 mm   78 3/8"	2490 mm   98"
	2.9 - 6.9 kW 10 009 - 23 426 BTU/h	3.7 - 8.1 kW 12 778 - 27 686 BTU/h	5.0 - 11.2 kW 17 037 - 38 334 BTU/h	6.2 - 15.0 kW 21 297 - 51 113 BTU/h	7.8 - 21.2 kW 26 621 - 72 410 BTU/h	9.4 - 27.5 kW 31 946 - 93 707 BTU/h
	4.5 L [US] 1.19 gal / [UK] 0.99 gal	5.5 L [US] 1.45 gal / [UK] 1.21 gal	8.3 L [US] 2.19 gal / [UK] 1.83 gal	10.0 L [US] 2.64 gal / [UK] 2.20 gal	12.5 L [US] 3.30 gal / [UK] 2.75 gal	15.0 L [US] 3.96 gal / [UK] 3.30 gal
	4.0 - 10.0 h					
	min. 69 m³ / 2437 ft³	min. 81 m³ / 2966 ft³	min. 113 m³ / 3991 ft³	min. 150 m³ / 5297 ft³	min. 212 m³ / 7487 ft³	min. 275 m³ / 9712 ft³
	25 kg / 55 lbs	29.5 kg / 65 lbs	33.5 kg / 74 lbs	40 kg / 88 lbs	51 kg / 112 lbs	61 kg / 134 lbs
	230 V / [US] 115 V					



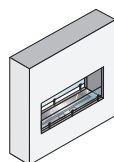
FRONT



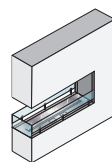
LEFT FRONT / RIGHT FRONT



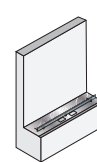
LEFT FRONT RIGHT



TUNNEL



ROOM DIVIDER



BY WALL



ISLAND